







**3815-50-4**  
**HSS Circular Saw Blades with 50-4**  
**Bore**

**PRODUCT DETAILS**

- High-speed steel (HSS) circular saw blades for cutting steel, iron, metal and light metal applications
- To be used in both manual and automated machines
- Hole pattern:
  - 4 / 15 - 80
  - Example: 4/15-80 = 4 pin holes Ø15mm positioned within a circle of 80mm
- Tooth shape C is used for solid sections and thick pipes, every second tooth has two chamfers on each side while the others are without chamfer
- Example: -08C = Tooth pitch 8mm with C tooth shape
- Packed in an easy-to-use cardboard pack also used as tooth protection
- High-Speed Steel Circular saw with Steam-treated surface
- Flexibility for usage in both manual and automated machines
- Tooth Shape BW is mainly for cutting tubes and profiles, the tooth is alternately bevelled at 45° and breaks the chip in two which guarantees good chip clearance
- Tooth shape C is used for solid sections and thick pipes, every second tooth has two chamfers on each side while the others are without chamfer
- A useful rule of thumb is that at least three teeth should be engaged at any time

**PRODUCT ATTRIBUTES**

Product	∅				
<b>3815-370-3.0-50-4-08C</b>	370 mm	3 mm	C8	140	2460 g
<b>3815-370-3.0-50-4-10C</b>	370 mm	3 mm	C10	110	2460 g
<b>3815-400-3.5-50-4-10C</b>	400 mm	3.5 mm	C10	128	3100 g

**Follow the Fish!**

